

259 | GAMBLER Reclining Furniture

AVAILABLE SKU'S

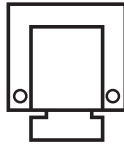
259-47 ANGLED ARM W/ BURL WOOD & STORAGE

Overall Dimensions: W.18 D.34 H.24
Seat Dimensions: W.18 D.34 H.24



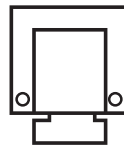
259-83 2-ARM RECLINER W/ CUPHOLDERS

Overall Dimensions: W.32 D.42 H.42
Seat Dimensions: W.22 D.22 H.20



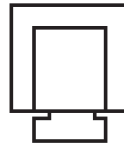
259-93 2-ARM RECLINER W/ POWERED RECLINE AND CUPHOLDERS

Overall Dimensions: W.32 D.42 H.42
Seat Dimensions: W.22 D.22 H.20



2570 CORRELATE RECLINER

Overall Dimensions: W.29 D.33 H.39
Seat Dimensions: W.21 D.19 H.20



ALSO AVAILABLE IN:

01/5101-13

01/5101-22

4632-17/5101-20

SIMPLE SOLUTIONS



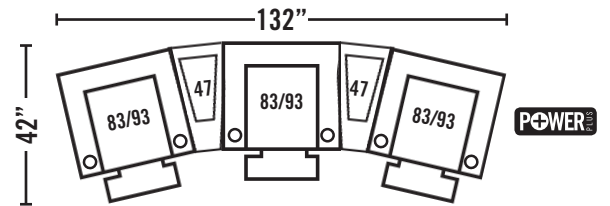
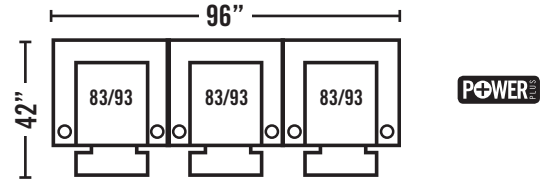
SIMPLE SOLUTIONS

BY LANE HOME FURNISHINGS

**HOME
THEATER**

06/10


POPULAR CONFIGURATIONS



RECOMMENDED CORRELATES

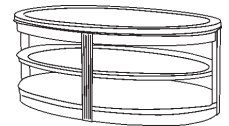
2570 GRASSHOPPER

Correlate Recliner



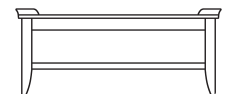
11896 OAKLEY PARK

Correlate Occasional Tables



11921 MERIDIEN

Correlate Occasional Tables



This tearpad is property of Lane Furniture Industries, Inc., and possession does not constitute authority to purchase furniture. Specifications shown are subject to change without notice. ©2010 Lane Furniture Industries, Inc.

Lane[®]
HOME FURNISHINGS
Entertain. Engage. Escape.
WWW.LANEFURNITURE.COM