

364 | COLLINS Reclining Furniture

AVAILABLE SKU'S

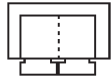
364-14 SNUGLER RECLINER

Overall Dimensions: W.54 D.41 H.40
Seat Dimensions: W.31 D.23 H.19



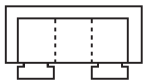
364-29 DOUBLE RECLINING LOVESEAT

Overall Dimensions: W.64 D.41 H.40
Seat Dimensions: W.41 D.23 H.19



364-39 DOUBLE RECLINING SOFA

Overall Dimensions: W.87 D.41 H.40
Seat Dimensions: W.64 D.23 H.19



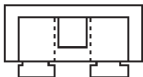
364-95 MATCHING GLIDER RECLINER

Overall Dimensions: W.43 D.42 H.41
Seat Dimensions: W.21 D.22 H.20

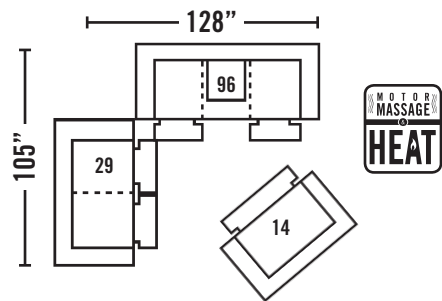
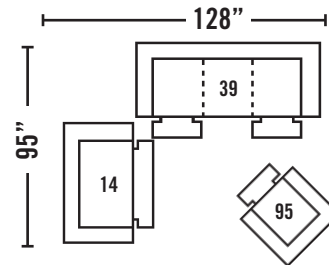


364-96 DOUBLE RECLINING SOFA W/TABLE & 2 MOTOR MASSAGE

Overall Dimensions: W.87 D.41 H.40
Seat Dimensions: W.64 D.23 H.19



POPULAR CONFIGURATIONS



RECOMMENDED CORRELATES


2340 JILL

Correlate Low-Leg Recliner




12016 COLLINS

Correlate Occasional Tables



11983 DALTON

Correlate Occasional Tables



AVAILABLE PACKAGES

SKU	PACKAGE	BODY	PILLOW
364-14	793	1016-62	1012-17
364-29		1016-62	1012-17
364-39		1016-62	1012-17
364-95		1016-62	N/A
364-96		1016-62	1012-17
364-14	794	1016-16	1012-17
364-29		1016-16	1012-17
364-39		1016-16	1012-17
364-95		1016-16	N/A
364-96		1016-16	1012-17

ALSO AVAILABLE IN:
155/5955-17
SIMPLE SOLUTIONS



This tearpad is property of Lane Furniture Industries, Inc., and possession does not constitute authority to purchase furniture. Specifications shown are subject to change without notice. ©2010 Lane Furniture Industries, Inc.

