

FORTRESS

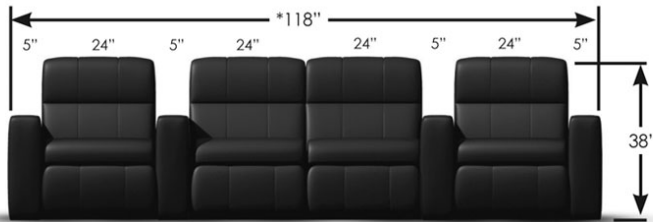
All Fortress models are very customizable. We can custom build your seats to your desired dimensions. Please see below for examples, then speak with a Sales Associate so they can provide you with a custom schematic for your theater room.

- Seat Width:** 20", 22", 24" & 26"
- Back Height:** 24" (short), 26" (medium), 28" (tall)
- Seat Height:** 18"
- Seat Depth:** 20"
- Arm Width:** 5" - 6" front access cup holders
- Arm Height:** 24"
- Overall Chair Height:** 38", 40", 42" **
- Wedge Arm:** 5" front / 10" back
- Console Table:** 33" by 10" / Height 18"
- Tray Table:** 11" by 16" Black Laminate Top

* Custom sizes are available for all parts.

Sofas and sectionals are custom built. Approximate widths are:
 2-Seat Sofa 60" / 3-Seat Sofa: 85"
 Reclining mechanisms can be added to any position of the sofa.
 Hide-A-Bed mattress sizes available in 26", 39", 59" and 64"
 Unless you tell us differently, all chairs come with cup holder, right arm seated.
 Our standard 10-year commercial warranty applies to all home theater products.
 **Please add 0.5" per seat for upholstery. Slight variance may occur with model.

CHAIR CONFIGURATIONS



Single-Dual-Single

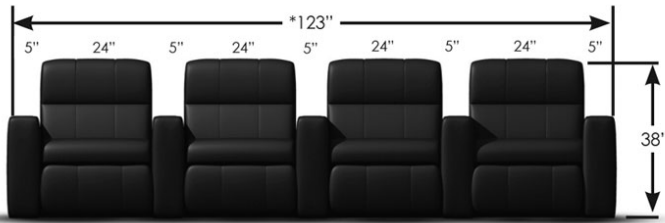
*Includes .5 inch growth per seat



Tall Back


Medium Back

Short Back



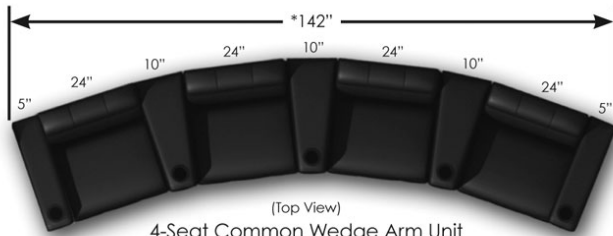
4-Seat Common Arm Unit

*Includes .5 inch growth per seat



STANDARD ARM

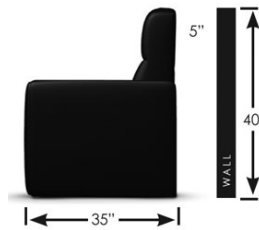
WEDGE ARM



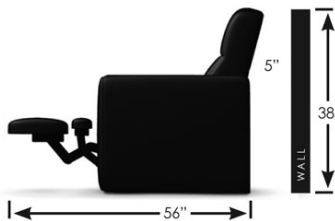
(Top View)

4-Seat Common Wedge Arm Unit

*Includes .5 inch growth per seat

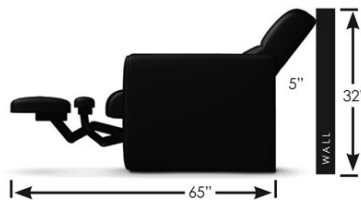


Position 1: Closed



Position 2: Foot Rest Extended

(Recommended view position)
 Maintains line-of-site viewing because footrest extends before back reclines. Chair may be placed against back wall.



Position 3: Full Recline

When in this position, the chair need be only 5" from wall.